

HUONE - YOUR EVENTS HOTEL

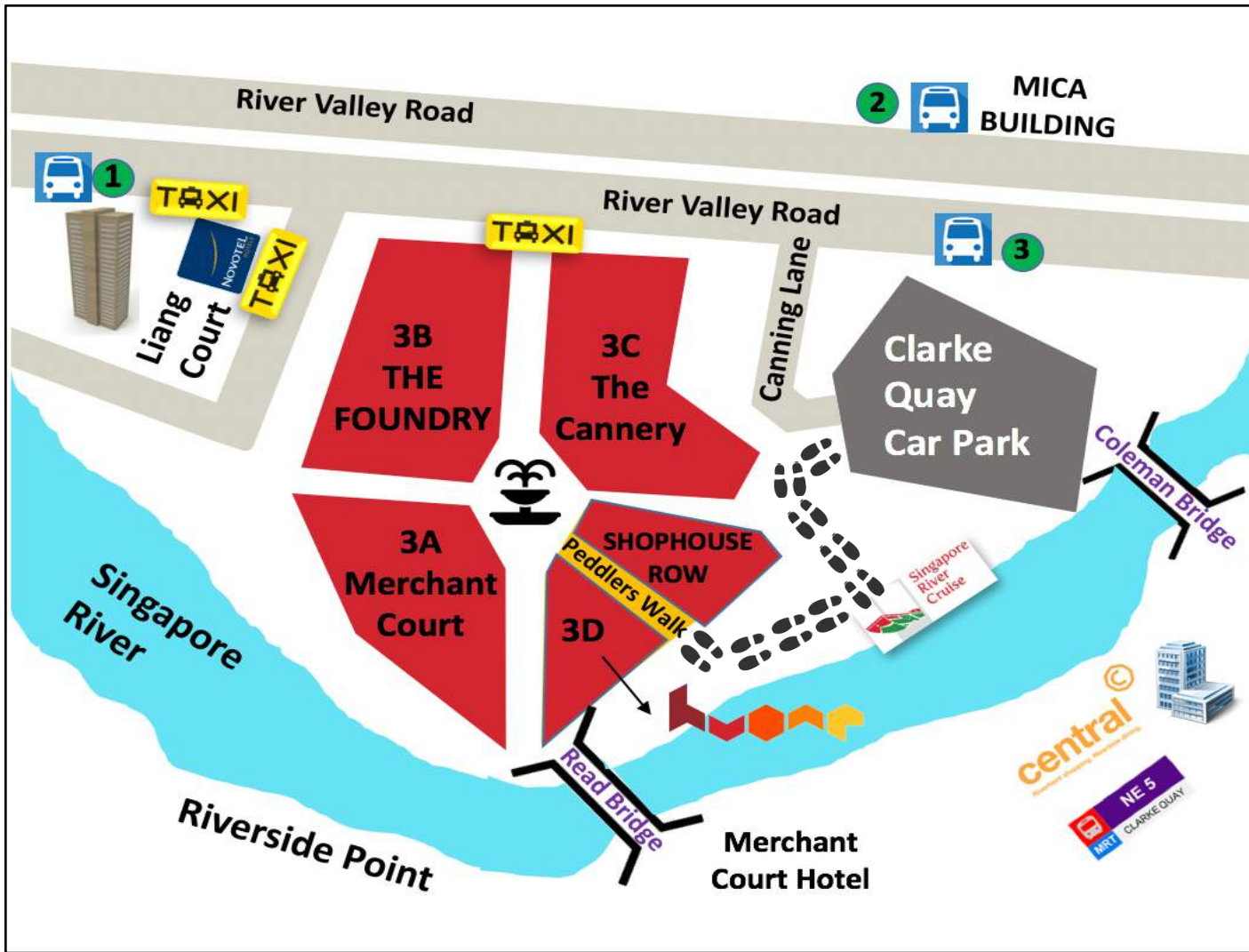
GETTING TO HUONE

"Sometimes the smallest step in the right direction ends up being the biggest step of your life. Tip toe if you must, but take the step."

Naeem Callaway



CAR



From Central Expressway (CTE) towards the City

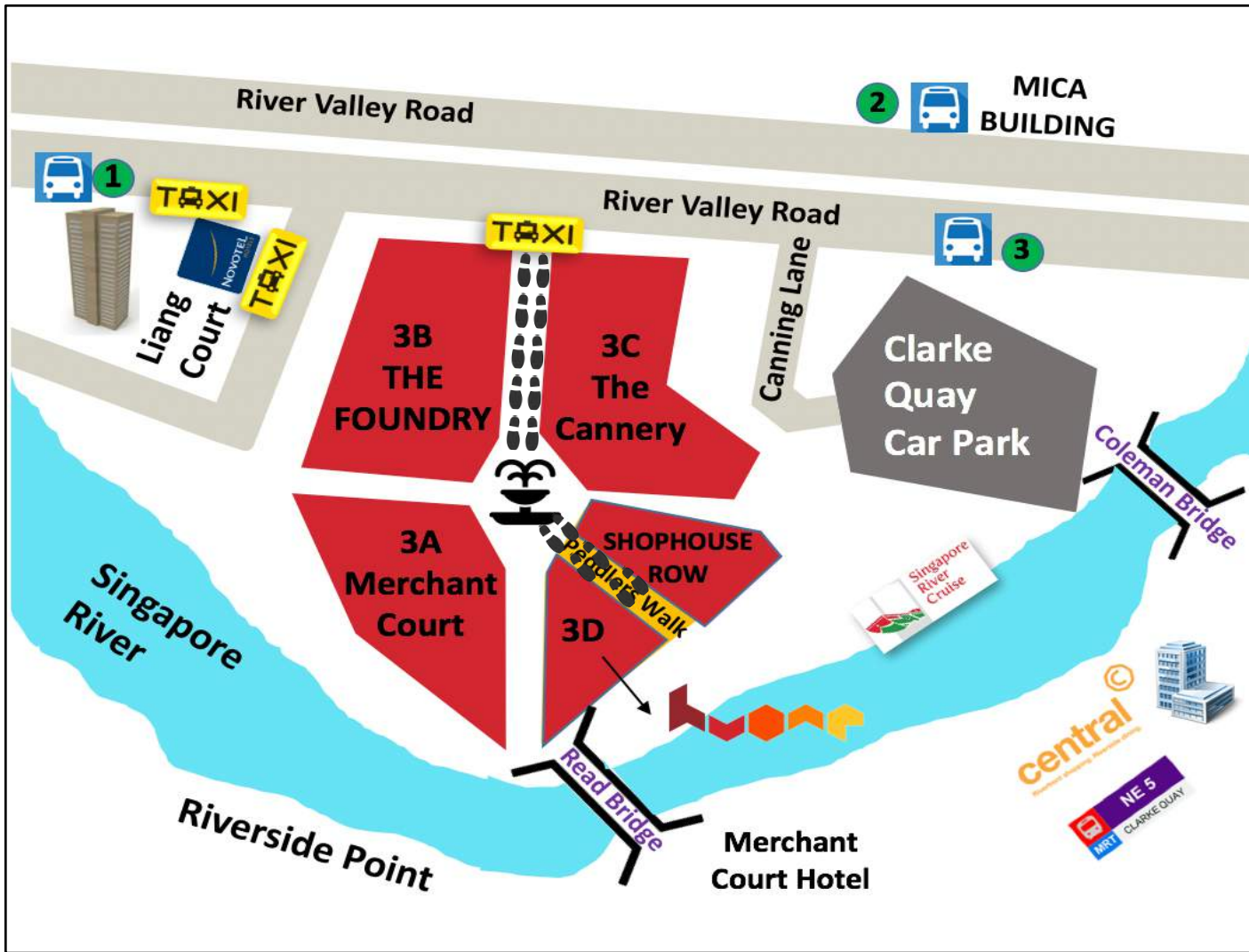
- Take Exit 2 onto Havelock Road
- Use the Left Lane to merge onto Havelock Road
- Turn left onto Eu Tong Sen St
- Turn left onto River Valley Road
- Turn left into Canning Lane to get to the Clarke Quay Carpark

Via Central Expressway (CTE) from Bukit Merah

- Take Exit 2 to merge onto Clemenceau Ave
- Turn right onto River Valley Road
- Do a U-turn at the end of the road and keep left
- Turn left into Canning Lane to get to the Clarke Quay Carpark

Time	7:00am to 12.29pm	12:30 to 1:29pm	1:30pm to 6:59am	Others
Monday to Fridays	1 st hour at \$1.28, subsequent 15 mins at \$0.43	FREE	1 st hour at \$1.28, subsequent 15 mins at \$0.43	Capped at \$6.42 after 5:00pm
Saturdays	1 st hour at \$1.28, subsequent 15 mins at \$0.43			
Sundays & Public Holidays	\$2.68 per entry			

TAXI



From Central Expressway (CTE) towards the City

- Take Exit 2 onto Havelock Road
- Use the Left Lane to merge onto Havelock Road
- Turn left onto Eu Tong Sen St
- Turn left onto River Valley Road
- Alight at Clarke Quay Taxi Stand

From Central Expressway (CTE) towards SLE/TPE


- Take Exit 2 to merge onto Clemenceau Ave
- Turn right onto River Valley Road
- Do a U-turn at the end of the road and keep left
- Alight at Clarke Quay Taxi Stand


 **Comfort**
6552 1111

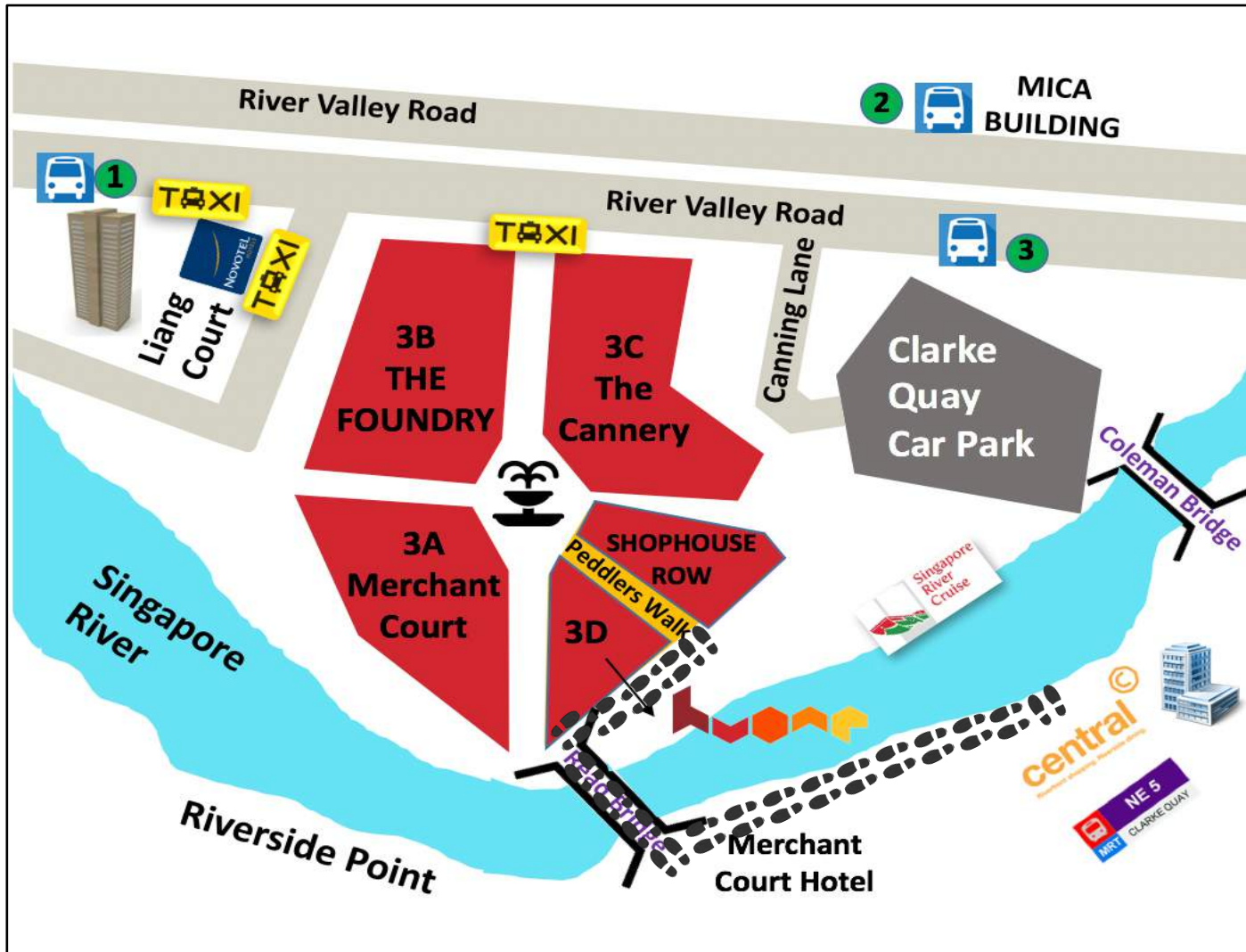
 **City Cab**
6552 1111

 **Prime Taxi**
6778 0808

 **SMRT**
6555 8888

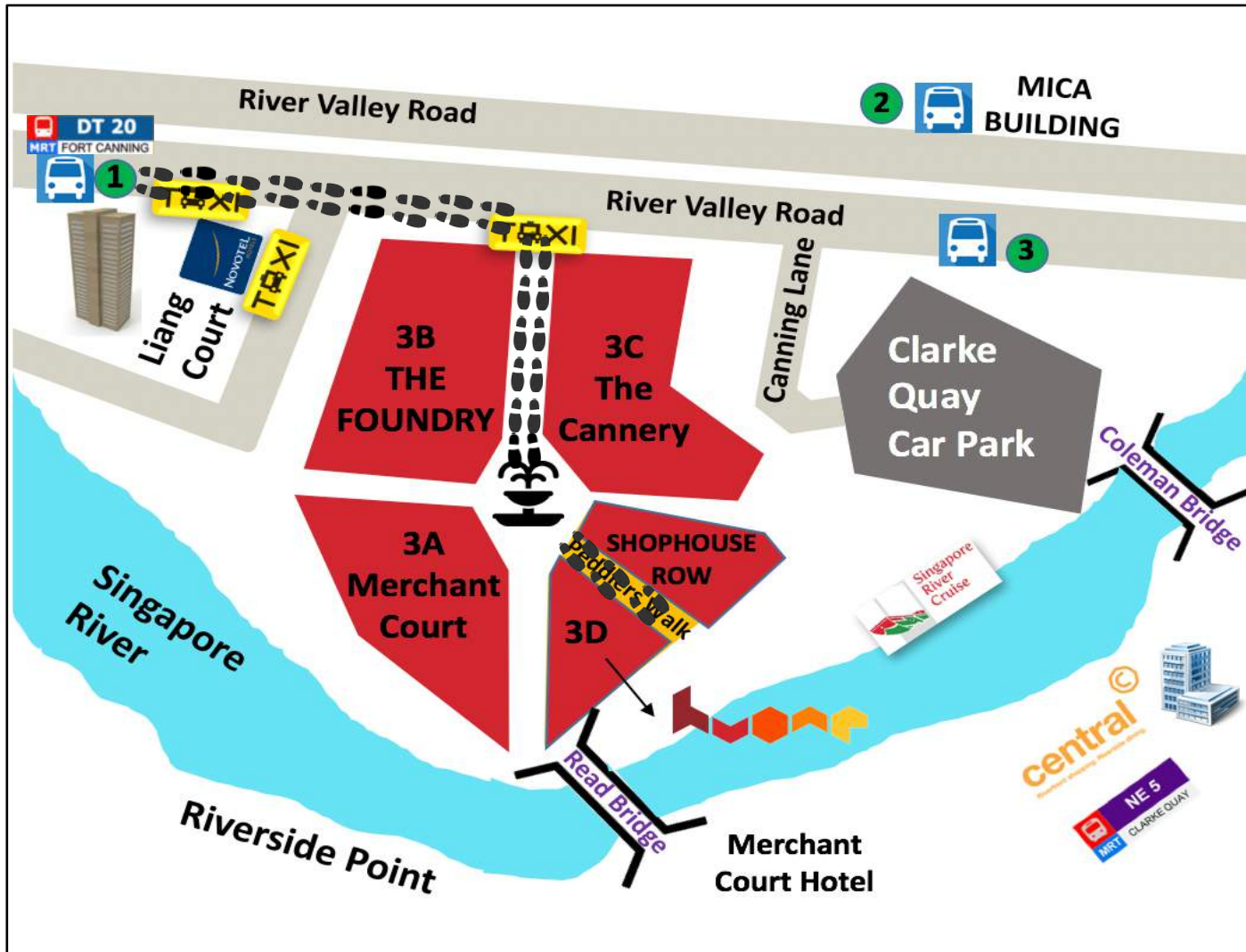
 **Trans Cab**
6555 3333

 **Premier**
6363 6888



Walking from Clarke Quay MRT Station

- Take Exit G and take the escalator up to the ground floor
- Make a left turn towards the Central concourse area
- Turn left and exit the Central
- Cross the Read Bridge and turn right at the end of the bridge
- Walk along Block D until you see the Peddler's Walk tunnel on your left
- Turn left and take the lift / stairs up to Level 3



Walking from Fort Canning MRT Station

- Take Exit A and take the escalator up to the ground floor (exit)
- Make a right turn upon exiting the MRT station and cross the road over to Liang Court via the traffic light
- Continue walking straight towards the taxi stand at Clarke Quay
- Turn right from the taxi stand and walk straight towards the fountain in Clarke Quay until you see Peddler's Walk tunnel on your left (Block D)
- Walk into the tunnel and take the lift / stairs up to Level 3



Huone Singapore

3D River Valley Road
#03-01 Clarke Quay
Singapore 179023
T. +65 6255 4793

<https://www.huone.events/sg>